

TEST REPORT

Report No.: UTS25030289M02E

Report Date: 2025/03/28

Client : BINZHOU DOUBLE PEAKS GRAPHITE SEALING MATERIAL Co., LTD.

Address : NO.744 5TH BOHAI ROAD BINZHOU SHANDONG CHINA

The sample(s) information below is/are provided and confirmed by client:

Sample Name : Graphite paper

Type/Model/Batch No. : δ 0.51mm

Manufacturing No. : 20250316-805

Receiving Date : 2025/03/19



Approved by 樊建红
樊建红 授权签字人

Reviewed by 张传水
张传水

Prepared by 金颖
金颖

Page 1 of 11

This Test Report is issued by the Company subject to its General Conditions of Service printed overleaf or available on request. Attention is drawn to the limitations of liability, indemnification and jurisdictional policies defined therein. The results shown in this Test report refer only to the sample(s) tested unless otherwise stated. This test report shall not be reproduced, except in full, without written approval of the Company. 本报告按本公司所制定之通用服务条款所编制发放。请注意本报告首页背面之此条款，本公司之义务、免责、管辖权均有明确规定，该条款也可向本公司索取。除非另有说明，本报告仅对来样负责，未经许可，不得部分复制本报告。

江苏省优联检测技术有限公司

地址：苏州市吴中区越溪街道北官渡路50号3幢 215021
电话（Tel）：+0512-66358200

UNITED TESTING SERVICES (JIANGSU) CO., LTD.

Address: Building 3, No.50 Beiguandu Road, Wuzhong Zone, Suzhou, Jiangsu, China, 215021
传真（Fax）：+0512-66358088

----- www.uts.com.cn -----


TEST REPORT

Report No.:UTS25030289M02E

Report Date: 2025/03/28

Summary of Result(s):

No.	Item(s)	Standard requirements	Detection result	Determine	Remark
1	Density	(1.1±0.05)g/cm ³	1.102g/cm ³	PASS	JB/T9141.1
2	Tensile strength	≥4.0MPa	6.38MPa	PASS	JB/T9141.2
3	Compression ratio	(35~55)%	45.1%	PASS	JB/T9141.4
	Rate of rebound	≥9%	20.2%	PASS	JB/T9141.4
4	Hot weightlessness	(450℃)≤1.0%	0.27%	PASS	JB/T9141.7
		(600℃)≤20%	1.33%	PASS	JB/T9141.7
5	Residue on ignition tolerance	≤2.0%	0.14%	PASS	ASTM F2168
6	Carbon content	≥98%	99.23%	PASS	ASTM F2168
7	Free chlorine	---	N.D.	---	ASTM F1277
8	Total sulfur content	≤900mg/kg	N.D.	PASS	ASTM F2168
9	Total chlorine content	<50mg/kg	N.D.	PASS	ASTM F2168
	Total fluorine content	<50mg/kg	N.D.	PASS	
	Bromine Content	---	N.D.	---	
10	Mercury content	---	N.D.	---	ASTM F2168



TEST REPORT

Report No.:UTS25030289M02E Report Date: 2025/03/28

1、Density tolerance

1、Test Standard

JB/T9141.1

2、Test Date

2025/03/25-2025/03/26

3、Test Equipment

Test Equipment	Equipment Number	Calibration Period of Validity
Electronic Balance	CD-1-063	2025/11/20
Digital display vernier caliper	M-1-610	2025/09/13
Rubber thickness gauge	M-1-526	2025/11/20

4、Test Condition

Status adjustment : (23±2) °C , (50±5) %RH, 24 h

5、Test Result(s)

Unit: g/cm³

2-1-A	2-1-B	2-1-C	2-1-D	2-1-E	Average	Judgment Basis	Determine
1.132	1.097	1.091	1.090	1.098	1.102	1.1±0.05	PASS

Remark: Decision limit depends on customer requirement.

.....To be continued.....

TEST REPORT

Report No.:UTS25030289M02E

Report Date: 2025/03/28

2、Tensile strength

1、Test standard

JB/T9141.2

2、Test Date

2025/03/25-2025/03/26

3、 Test Equipment

Test Equipment	Equipment Number	Calibration Period of Validity
Universal testing machine	M-1-005	2025/04/29
Rubber thickness gauge	M-1-526	2025/11/20

4、Test Condition

Status adjustment : (23±2) °C, (50±5) %RH, 24 h

Speed : 5 mm/min

Gauge length : 50 mm

Sample size : (100*20)mm

5、 Test Result(s)

Unit: MPa

2-2-A	2-2-B	2-2-C	2-2-D	2-2-E	Average	Judgment Basis	Determine
6.66	6.14	6.40	6.10	6.61	6.38	≥ 4.0	PASS

Remark: Decision limit depends on customer requirement.

.....To be continued.....

TEST REPORT

Report No.:UTS25030289M02E

Report Date: 2025/03/28

3、Compression ratio&Rate of rebound

1、Test Standard

JB/T9141.4

2、Test Date

2025/03/25-2025/03/26

3、Test Equipment

Test Equipment	Equipment Type	Calibration Period of Validity
Universal testing machine	M-1-005	2025/04/29
Rubber thickness gauge	M-1-526	2025/11/20

4、Test Condition

Status adjustment : (23±5)℃, (50±5)%RH, 24h

Specimen size : 50*50mm

Test method : The sample was placed between the anute and the indenter, so that the load passed through the axis of the indenter, and the initial load of 22.2N (including the white weight of the indenter and the pressure rod) was applied at a uniform speed. After maintaining for 15 s, the thickness of the sample t_0 was recorded. Then, the main load of 1090N (to the total load of 1112N) was added at a constant speed within 10s. After maintaining for 60s, the thickness t_1 of the sample under the total load was recorded. After unloading the main load, the thickness t_2 of the sample under the initial load was recorded for 60s.

5、Test Result(s)

5.1 Compression ratio

Unit: %

2-3-A	2-3-B	2-3-C	2-3-D	2-3-E	Average	Judgment Basis	Determine
44.9	45.0	44.6	46.2	45.0	45.1	35~55	PASS

5.2 Rate of rebound

Unit: %

2-3-A	2-3-B	2-3-C	2-3-D	2-3-E	Average	Judgment Basis	Determine
19.6	21.1	19.8	19.6	20.9	20.2	≥9	PASS

Remark: The prescribed limit(s) is/are according to client' s requirement.

TEST REPORT

Report No.:UTS25030289M02E

Report Date: 2025/03/28

4、Hot weightlessness

1、Test standard

JB/T9141.7

2、Test Date

2025/03/24-2025/03/25

3、Test Equipment

Test Equipment	Equipment Number	Calibration Period of Validity
Muffle furnace	C-1-056	2025/09/26
Electronic scales	CD-1-063	2025/11/20

4、Test Condition

Status adjustment : (23±2) °C, (50±5) %RH, 24 h

Test method (450°C) : ①. Place the crucible in 800°C Muffle furnace to dry to constant weight; The sample was cut into pieces and dried in an oven at (100±2)°C, then taken out and cooled to room temperature in a dryer.

②. Weigh (1~1.2)g dried sample m_1 , lay it flat in the crucible after drying, place the crucible with the sample in the Muffle furnace at (450±10)°C for calcining for 1h, take it out and cool it for (1~2)min, move it into the dryer and cool it to room temperature, then weigh the sample m_2 again.

Test method (600°C) : ①. Place the crucible in 800°C Muffle furnace to dry to constant weight; The sample was cut into pieces and dried in an oven at (100±2)°C, then taken out and cooled to room temperature in a dryer.

②. Weigh (1~1.2)g dried sample m_1 , lay it flat in the crucible after drying, place the crucible with the sample in the Muffle furnace at (600±10)°C for calcining for 1h, take it out and cool it for (1~2)min, move it into the dryer and cool it to room temperature, then weigh the sample m_2 again.

5、Test Result(s)

5.1 450°C

Unit:%

2-4-A	2-4-B	2-4-C	Average	Judgment Basis	Determine
0.25	0.29	0.28	0.27	≤1.0	PASS

Remark: Decision limit depends on customer requirement.

TEST REPORT

Report No.:UTS25030289M02E

Report Date: 2025/03/28

5.2 600℃

Unit:%

2-4-D	2-4-E	2-4-F	Average	Judgment Basis	Determine
1.27	1.38	1.35	1.33	≤20	PASS

Remark: Decision limit depends on customer requirement.

5、Residue on ignition tolerance

1、Test standard

ASTM F2168

2、Test Date

2025/03/21-2025/03/28

3、Test Equipment

Test Equipment	Equipment Number	Calibration Period of Validity
Muffle furnace	SX2-2.5-10A	2025/10/10

4、Test Condition

Status adjustment : (23±2)℃ , (50±5) %RH, 24 h

Test temperature : 950℃ , 1h

5、Test Result(s)

Sample No.	Unit	Result	Judgment Basis	Determine
2-5-A	%	0.14	≤2.0	PASS

Remark: Decision limit depends on customer requirement.

TEST REPORT

Report No.:UTS25030289M02E Report Date: 2025/03/28

6、Carbon content

1、Test standard
ASTM F2168

2、Test Date
2025/03/21-2025/03/28

3、Test Equipment

Test Equipment	Equipment Number	Calibration Period of Validity
Carbon and sulfur analyzer	CS5000	2025/04/20

4、Test Condition

Status adjustment : (23±2) °C , (50±5) %RH

5、Test Result(s)

Sample No.	Unit	Result	Judgment Basis	Determine
2-6-A	%	99.23	≤2.0	PASS

Remark: Decision limit depends on customer requirement.

7、Free chlorine

1、Test standard
ASTM F1277

2、Test Date
2025/03/21-2025/03/28

3、Test Equipment

Test Equipment	Equipment Number	Calibration Period of Validity
Automatic potential titrator	916	2025/05/25

4、Test Condition

Status adjustment : (23±2) °C , (50±5) %RH

Free chlorine extract : Samples (15g) were dissolved in 90 °C in deionized water (90 mL) + 0.1%NaOH (10ml) for 4h

TEST REPORT

Report No.:UTS25030289M02E Report Date: 2025/03/28

5、Test Result(s)

Sample No.	Unit	Result
2-7-A	%	N.D.

Note: N.D. = not detected, less than the method detection limit, detection limit =0.01%

8.Total Sulfur Content

1. Test Standard(s)

ASTM F2168

2. Test Date(s)

2025/03/21-2025/03/24

3. Test Equipment(s)

Test Equipment	Equipment Number	Calibration Period of Validity
IC	E-1-1038	2026/11/21

4. Test Result(s)

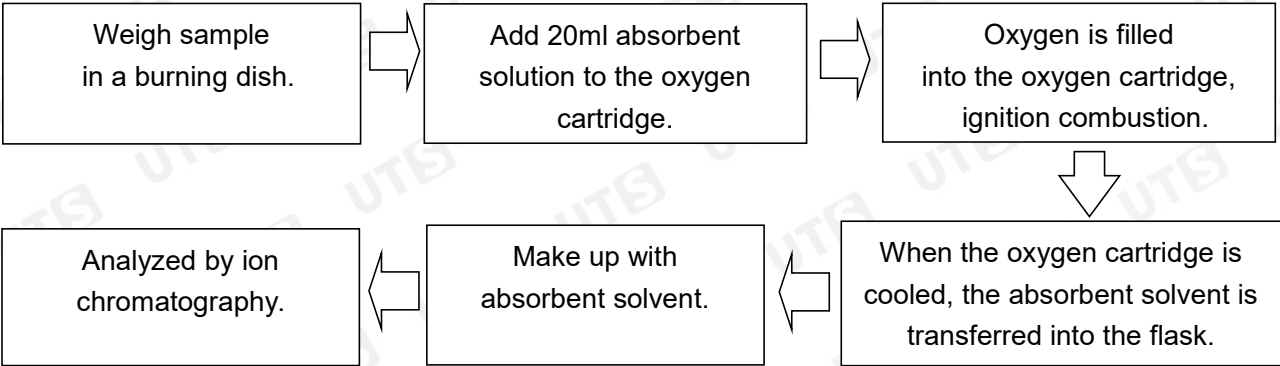
Test Item	MDL (mg/kg)	Test Result(s) (mg/kg)	Limits* (mg/kg)	Determine
Total Sulfur Content(Calculated as SO ₄ ²⁻)	30	N.D.	≤ 900	PASS

Remark : *The Limits are based on the customer requirements.

- Note :
- 1) N.D. = Not detected, less than MDL.
 - 2) With reference to ASTM F2168, analysis was performed by IC.

TEST PART DESCRIPTION: Non-metal

FLOW CHART



TEST REPORT

Report No.:UTS25030289M02E Report Date: 2025/03/28

8. Total chlorine content, Total fluorine content, Bromine content

1. Test Standard(s)

ASTM F2168

2. Test Date(s)

2025/03/21-2025/03/24

3. Test Equipment(s)

Test Equipment	Equipment Number	Calibration Period of Validity
IC	E-1-1038	2026/11/21

4. Test Result(s)

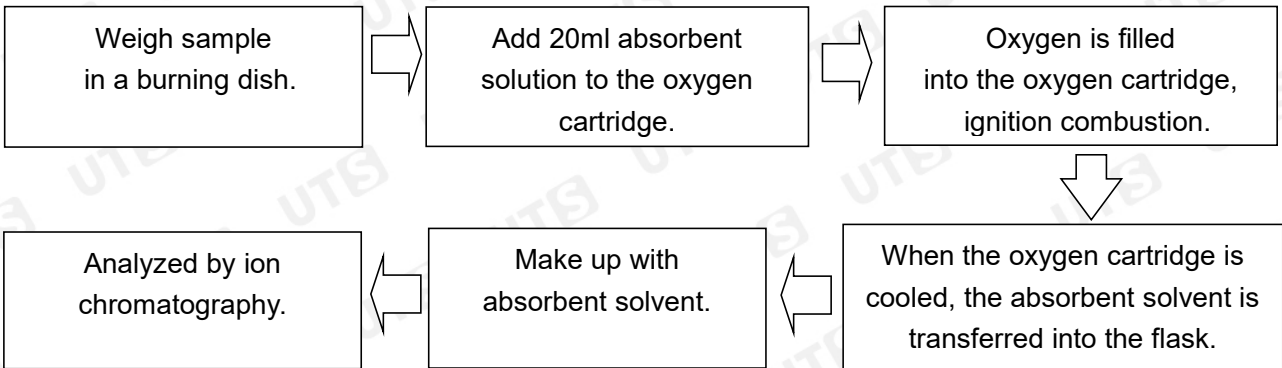
Test Item	MDL (mg/kg)	Test Result(s) (mg/kg)	Limits* (mg/kg)	Determine
Total chlorine content,	30	N.D.	< 50	PASS
Total fluorine content	30	N.D.	< 50	PASS
Bromine content	30	N.D.	---	---

Remark : *The Limits are based on the customer requirements.

- Note : 1) N.D. = Not detected, less than MDL.
 2) With reference to ASTM F2168, analysis was performed by IC.

TEST PART DESCRIPTION: Non-metal

FLOW CHART



TEST REPORT

Report No.:UTS25030289M02E Report Date: 2025/03/28

9. Mercury content

1. Test Standard(s)

ASTM F2168

2. Test Date(s)

2025/03/25

3. Test Equipment(s)

Test Equipment	Equipment Number	Calibration Period of Validity
ICP-OES	M-1-584	2025/12/14

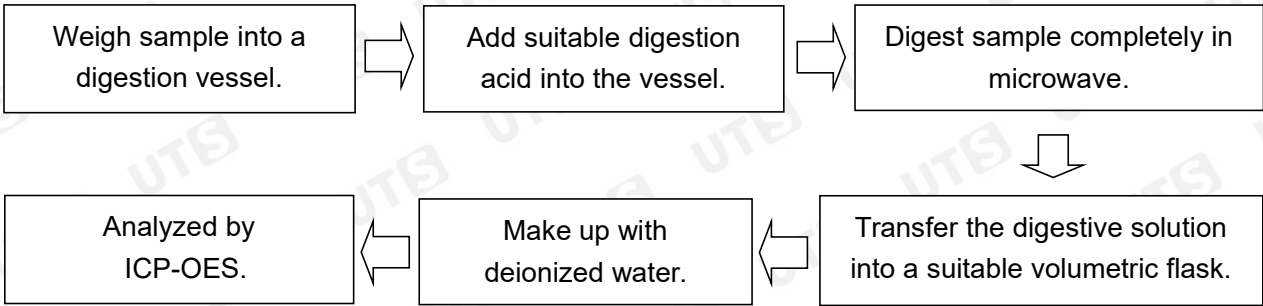
4. Test Result(s)

Test Item	MDL (mg/kg)	Test Result(s) (mg/kg)
Mercury content	10	N.D.

Note : 1) N.D. = Not detected, less than MDL.

TEST PART DESCRIPTION: Non-metal

FLOW CHART



.....End of Report.....

Test results in this report are only used for scientific research, teaching and internal quality control.