



Solid Polymer Electrochemical Gas Sensing Technology

ES1-AG1-200-01

All Gas Sensor
Datasheet

Easy Gas Sensor















ES1-AG1-200 All Gas











» Part Number

01-ES1-AG1-200-01

» Features

-  Detects with high selectivity a wide variety of gases
-  Long lifetime > 3 years
-  No-poisoning
-  Typical warm-up time in seconds
-  Fast response time
-  nA power consumption
-  Linear output
-  No zero line drift
-  Better signal to noise ratio
-  Wide temperature range of -40 °C to +55 °C
-  Excellent sensitivity at low temperatures
-  No leakage
-  Small size
-  RoHS compliant

» Typical Applications

-  Industrial Safety
-  Leakage Detection
-  Gas Manufacturing Process Monitoring
-  Emission Monitoring
-  Sewage/Water Treatment Plant
-  Biogas
-  Garbage Disposal
-  Food Industry
-  Indoor Air Quality
-  Garages
-  Medical & Health Care



» Technical Specifications

Performance

Sensitivity	40 nA/ppm ± 10 nA/ppm *Calibrated with CO Carbon Monoxide 55 nA/ppm ± 15 nA/ppm *Calibrated with C ₄ H ₈ Isobutthen
Zero Current	± 100 nA
Range	0-200 ppm
Maximum Overload	400 ppm
Resolution (16Bit ADC)	0.1 ppm
Response Time	T ₅₀ < 10 s, T ₉₀ < 30 s
Repeatability	1 %
Linearity	Linear

Environment

Operating Temperature Range	-40 °C to +55 °C
Operating Humidity Range	15-95% RH non-condensing
Operating Pressure Range	800 to 1200 hPa
Storage Temperature	0 °C to 20 °C (Optimum temp. 4 °C to 6 °C)

Operation

Operating Principle	Amperometric, 3-electrode
Bias Voltage	0 mV
Recommended Load Resistor	100 Ω
Warm-Up Time	< 60 s

Lifetime

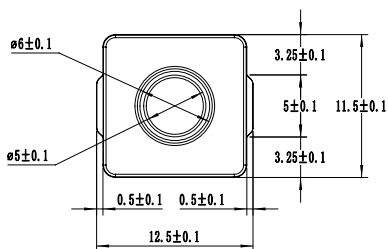
Long-Term Drift *	< 5 %/year
Expected Lifetime	> 3 years
Zero Drift in Clean Air	< 1 ppm
Storage Life	12 months
Warranty	12 months

*Note: Long-Term Drift may vary depending on storage conditions and usage.

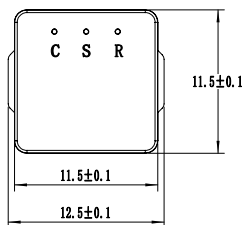
Housing

Housing Material	PPO
Weight	< 0.7 g

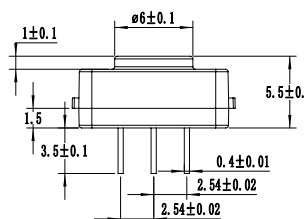
» Dimensions (Unit: mm)



Top



Bottom



Side

» Cross Sensitivity

The "Test Concentration" was used to test the sensor. The "Sensor Reading" applies to the amount of the "Calculated Test Concentration".

Gas	Formula	Test Concentration	Calculated Test Concentration	Sensor Reading
Ethanol (Alcohols)	C ₂ H ₆ O	500 ppm	1 ppm	0.5 ppm
Ammonia	NH ₃	20 ppm	1 ppm	0 ppm
Arsine	AsH ₃	10 ppm	1 ppm	4 ppm
Benzene	C ₆ H ₆	-	1 ppm	NE***
Bromine	Br ₂	-	1 ppm	NRE**
Methane	CH ₄	-	1% vol.	0% vol.
Carbon Dioxide	CO ₂	-	10% vol.	0% vol.
Carbon Monoxide	CO	100 ppm	100 ppm	105 ppm
Chlorine	Cl ₂	-	1 ppm	NRE**
Chlorine Dioxide	ClO ₂	-	1 ppm	NRE**
Diborane	B ₂ H ₆	-	1 ppm	PRE*
Ethylene	C ₂ H ₄	10 ppm	1 ppm	0 ppm
ETO Ethylene Oxide	C ₂ H ₄ O	10 ppm	1 ppm	0.35 ppm
Hydrazine	N ₂ H ₄	-	1 ppm	PRE*
Hydrogen	H ₂	500 ppm	2000 ppm	625 ppm
Hydrogen Chloride	HCl	-	1 ppm	NRE**
Hydrogen Cyanide	HCN	10 ppm	1 ppm	0.8 ppm
Hydrogen Fluoride	HF	-	1 ppm	NRE**
Iodine	I ₂	-	1 ppm	NRE**
Nitric Oxide	NO	-	5 ppm	PRE*
Nitrogen Dioxide	NO ₂	10 ppm	1 ppm	-1.2 ppm
Ozone	O ₃	0.755 ppm	1 ppm	-0.5 ppm
Phosphine	PH ₃	5 ppm	1 ppm	3.75 ppm
Silane	SiH ₄	-	1 ppm	PRE*
Sulfur Dioxide	SO ₂	10 ppm	1 ppm	0.6 ppm
Isopropanol	C ₃ H ₈ O	-	1 ppm	PRE*
Formaldehyde	HCHO	-	1 ppm	PRE*
Dimethyl Disulfide	C ₂ H ₆ S ₂	-	1 ppm	PRE*
Methanol	CH ₃ OH	-	1 ppm	PRE*

Gas	Formula	Test Concentration	Calculated Test Concentration	Sensor Reading
Gasoline Volatilization	-	-	1 ppm	PRE*
Dining Lampblack	-	-	1 ppm	PRE*
Trimethylamine	C ₃ H ₉ N	-	1 ppm	PRE*
Fluorine	F ₂	-	1 ppm	NRE**
Hydrogen Bromide	HBr	-	1 ppm	NRE**
Dichlormethane	CH ₂ Cl ₂	-	1 ppm	NRE**
Tetrahydrothiophene	C ₄ H ₈ S	-	1 ppm	PRE*
Hydrocarbons (unsaturated)	-	-	1 ppm	NE***
Germane	GeH ₄	-	1 ppm	PRE*

* Positive Reading Expected

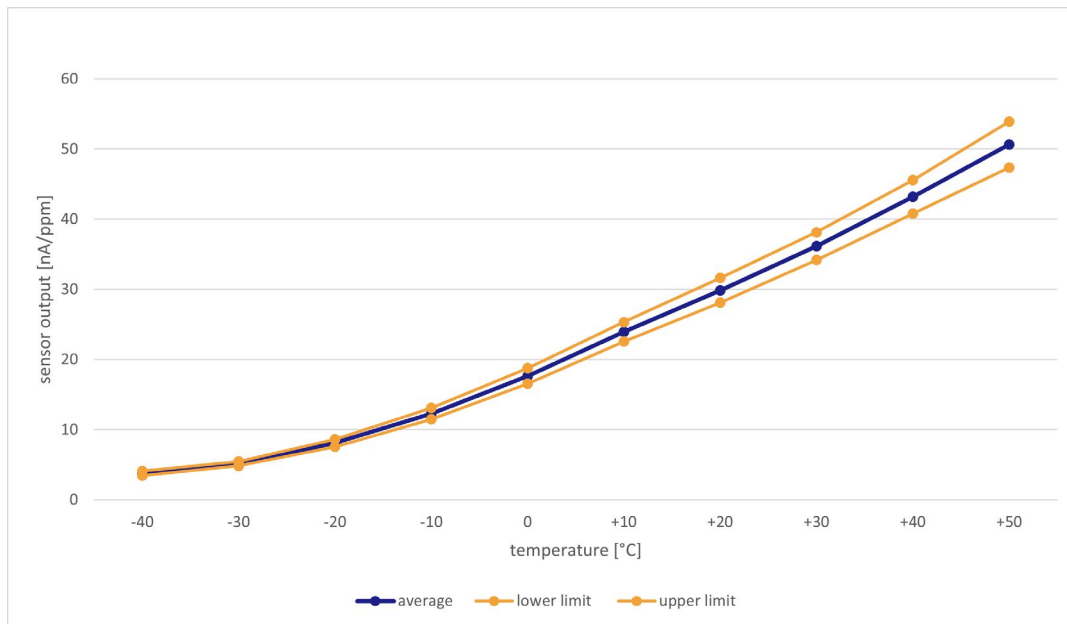
** Negative Reading Expected

*** Not Expected

Note:

- 1) The above interference factors may vary due to different sensors and service life, please refer to the actual test results.
- 2) This table is not complete for all cross gases. Please contact us for other gases.
- 3) The above parameters are the test results at a temperature of 25 °C, a relative humidity of 50% RH and a normal pressure environment. The performance of the sensor varies under different environmental conditions. If you have any questions, please contact us.
- 4) The above cross interferences are represented by a low concentration of the gas.

» Temperature Curve



Disclaimer

The EC Sense performance data stated above is based on data obtained under test conditions using the EC Sense gas distribution system and AQS test software. In the interest of continuous product improvement, EC Sense reserves the right to change design features and specifications without notice. We are not responsible for any loss, injury or damage caused by this. EC Sense assumes no responsibility for any indirect loss, injury or damage resulting from the use of this document, the information contained therein or any omissions or errors herein. This document does not constitute an offer to sell. The data it contains are for informational purposes only and cannot be considered a guarantee. Any use of the given data must be evaluated and determined by the user to comply with federal, state and local laws and regulations. All specifications outlined are subject to change without notice.

 **Warning**

EC Sense sensors are designed for use in a variety of environmental conditions. However, due to the principles and characteristics of solid polymer electrochemical sensors and to ensure normal use, users must strictly follow this article during storage, assembly and operation of the module. Avoid cleaning the sensors with alcohol, acetone or other strong solvents. General-purpose PCB circuit board application methods and illegal applications or violation of the application will not be covered by the warranty. Although our products are highly reliable, we recommend checking the module's response to the target gas prior to utilization to ensure on-site use. At the end of the product's service life, please do not discard any electronics in the domestic waste, instead follow the local governments electronic waste recycling regulations for disposal.



Business Centre
Europe and the rest of the world

EC Sense GmbH
Wangener Weg 3
82069 Hohenschäftlarn, Germany
Tel: +49(0)8178-99992-10 Fax: +49(0)8178-99992-11
Email: office@ecsense.com
www.ecsense.com

Business Centre
Asia

Ningbo AQSystems Technology Co., Ltd.
6 Building, Zhong Wu Technology Park No.228,
Jin Gu North Road, Yinzhou District NingBo,
Zhejiang Province, P.R. China Post Code: 315100
Tel: +86(0)574 88097236, 88096372
Email: info@aqsystems.cn
www.ecsense.cn