



Solid Polymer Electrochemical Gas Sensing Technology

ES1-Cl₂-5-01 Chlorine Gas Sensor
Datasheet

Easy Gas Sensor















ES1-Cl₂-5 Chlorine Gas









» Part Number

 01-ES1-Cl₂-5-01

» Features

-  Detects with high selectivity a wide variety of gases
-  Long lifetime > 2 years
-  No-poisoning
-  Typical warm-up time in seconds
-  Fast response time
-  nA power consumption
-  Linear output
-  No zero line drift
-  Better signal to noise ratio
-  Wide temperature range of -20°C to +40°C
-  Excellent sensitivity at low temperatures
-  No leakage
-  Small size
-  RoHS compliant

» Typical Applications

-  Industrial Safety
-  Leakage Detection
-  Gas Manufacturing Process Monitoring
-  Emission Monitoring
-  Sewage/Water Treatment Plant
-  Biogas
-  Garbage Disposal
-  Semiconductor Industry



» Technical Specifications

Performance

Sensitivity	-50 nA/ppm ± 15 nA/ppm
Zero Current	± 20 nA
Range	0 - 5 ppm
Maximum Overload	10 ppm
Resolution (16Bit ADC)	< 0.01 ppm
Response Time	T ₅₀ < 20s, T ₉₀ < 60s
Repeatability	2%
Linearity	Linear

Environment

Operating Temperature Range	-20°C to +40°C
Operating Humidity Range	15-95 %RH. Non-condensing
Operating Pressure Range	800 to 1200 hPa
Storage Temperature	0 to 20°C (Optimum temp. 4 to 6°C)

Operation

Operating Principle	Amperometric, 3-electrode
Bias Voltage	0 mV
Recommended Load Resistor	100 Ω
Warm-Up Time	< 60 s

Lifetime

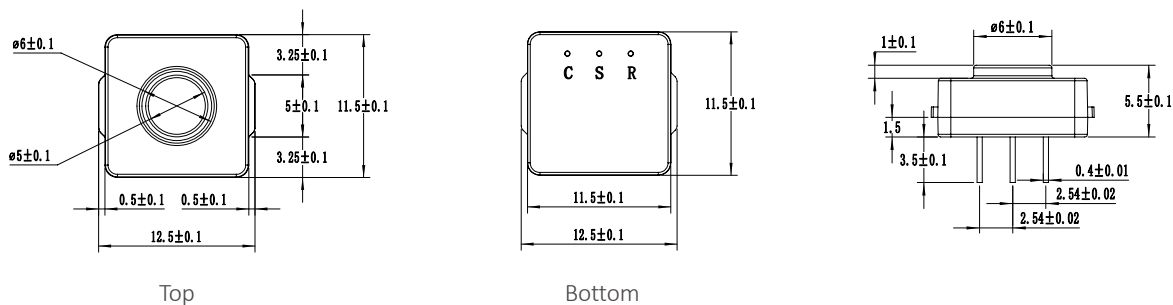
Long-Term Drift	< 1 %/month
Expected Lifetime	> 2 years
Zero Drift in Clean Air	< 1 ppm
Storage Life	12 months
Warranty	12 months

***Note:** Long-Term Drift may vary depending on storage conditions and usage.

Housing

Housing Material	PPO
Weight	< 0.7g

» Dimensions (Unit: mm)



» Cross Sensitivity

Gas	Formula	Test Concentration	Sensor Reading
Bromine	Br ₂	1 ppm	PRE*
Methane	CH ₄	1 %	0 ppm
Carbon Dioxide	CO ₂	10 %	0 ppm
Chlorine	Cl ₂	1 ppm	1 ppm
Iodine	I ₂	1 ppm	PRE*
Fluorine	F ₂	1 ppm	PRE*
Chlorine Dioxide	ClO ₂	1 ppm	PRE*
Nitrogen Dioxide	NO ₂	1 ppm	PRE*
Ozone	O ₃	0.25 ppm	PRE*
Sulphur Dioxide	SO ₂	1 ppm	NRE**

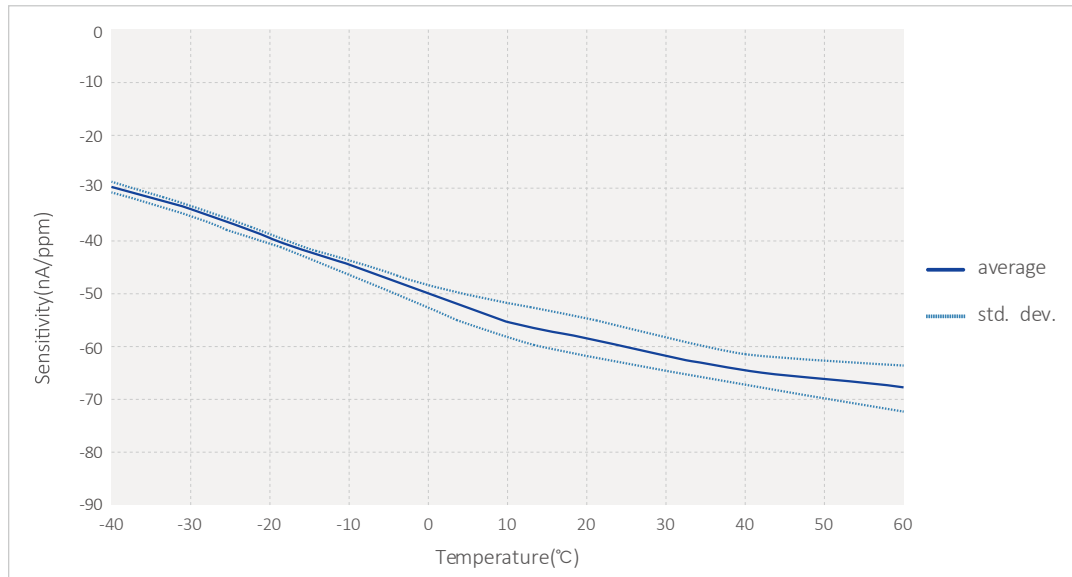
* Positive Reading Expected

** Negative Reading Expected

Note:

- 1) The above interference factors may vary due to different sensors and service life, please refer to the actual test results.
- 2) This table is not complete for all cross gases. Please contact us for other gases.
- 3) The above parameters are the test results at a temperature of 25°C, a relative humidity of 50%RH and a normal pressure environment. The performance of the sensor varies under different environmental conditions. If you have any questions, please contact us.
- 4) The above cross interferences are represented by a low concentration of the gas.

» Temperature Curve



Disclaimer

The EC Sense performance data stated above is based on data obtained under test conditions using the EC Sense gas distribution system and AQS test software. In the interest of continuous product improvement, EC Sense reserves the right to change design features and specifications without notice. We are not responsible for any loss, injury or damage caused by this. EC Sense assumes no responsibility for any indirect loss, injury or damage resulting from the use of this document, the information contained therein or any omissions or errors herein. This document does not constitute an offer to sell. The data it contains are for informational purposes only and cannot be considered a guarantee. Any use of the given data must be evaluated and determined by the user to comply with federal, state and local laws and regulations. All specifications outlined are subject to change without notice.

Warning

EC Sense sensors are designed for use in a variety of environmental conditions. However, due to the principles and characteristics of solid polymer electrochemical sensors and to ensure normal use, users must strictly follow this article during storage, assembly and operation of the module. Avoid cleaning the sensors with alcohol, acetone or other strong solvents. General-purpose PCB circuit board application methods and illegal applications / violation of the application will not be covered by the warranty. Although our products are highly reliable, we recommend checking the module's response to the target gas prior to utilization to ensure on-site use. At the end of the product's service life, please do not discard any electronics in the domestic waste, instead follow the local governments electronic waste recycling regulations for disposal.



**Business Centre
Europe and the rest of the world**

EC Sense GmbH
Wangener Weg 3
82069 Hohenschäftlarn, Germany
Tel: +49(0)8178-99992-10 Fax: +49(0)8178-99992-11
Email: office@ecsense.com
www.ecsense.com, www.ecnose.de

**Business Centre
Asia**

Ningbo AQSystems Technology Co., Ltd.
6 Building, Zhong Wu Technology Park,
Pan Huo Street, Yinzhou District NingBo,
Zhejiang Province, P.R. China Post Code: 315100
Tel: +86(0)574 88097236, 88096372
Email: info@aqsystems.cn
www.ecsense.cn, www.ecnose.de