



# Solid Polymer Electrochemical Gas Sensing Technology

ES4-CO-10000-01 Carbon Monoxide Gas Sensor  
Datasheet

## Easy Gas Sensor















# ES4-CO-10000 Carbon Monoxide Gas



### » Part Number

01-ES4-CO-10000-01

### » Features

-  Detects with high selectivity a wide variety of gases
-  Long Lifetime > 3 years
-  No-Poisoning
-  Typical warm-up time in seconds
-  Fast Response Time
-  nA power consumption
-  Linear Output
-  No Zero Line Drift
-  Better Signal to Noise Ratio
-  Wide Temperature Range of -40°C to +55°C
-  Excellent Sensitivity at low Temperatures
-  No Leakage
-  Small Size
-  RoHS compliant

### » Typical Applications

-  Gas Manufacturing Process Monitoring
-  Emission Monitoring



### Performance

|                        |                                 |
|------------------------|---------------------------------|
| Sensitivity            | 0.16 nA/ppm $\pm$ 0.06 nA/ppm   |
| Zero Current           | $\pm$ 100nA                     |
| Range                  | 0-10000ppm                      |
| Maximum Overload       | 30000ppm                        |
| Resolution (16Bit ADC) | 1ppm                            |
| Response Time          | $T_{50} < 10s$ , $T_{90} < 30s$ |
| Repeatability          | < 1%                            |
| Linearity              | Linear                          |

\* Range is not tested, theoretically possible for a short time.

### Environment

|                             |                                     |
|-----------------------------|-------------------------------------|
| Operating Temperature Range | -40 to +55°C                        |
| Operating Humidity Range    | 15-95 %RH. Non-condensing           |
| Operating Pressure Range    | 800 to 1200 hPa                     |
| Storage Temperature         | 0 to 20°C (Optimum temp. 4 to 6°C ) |

### Operation

|                           |                           |
|---------------------------|---------------------------|
| Operating Principle       | Amperometric, 3-electrode |
| Bias Voltage              | 0 mV                      |
| Recommended Load Resistor | 100 $\Omega$              |
| Warm-Up Time              | < 60 s                    |

### Lifetime

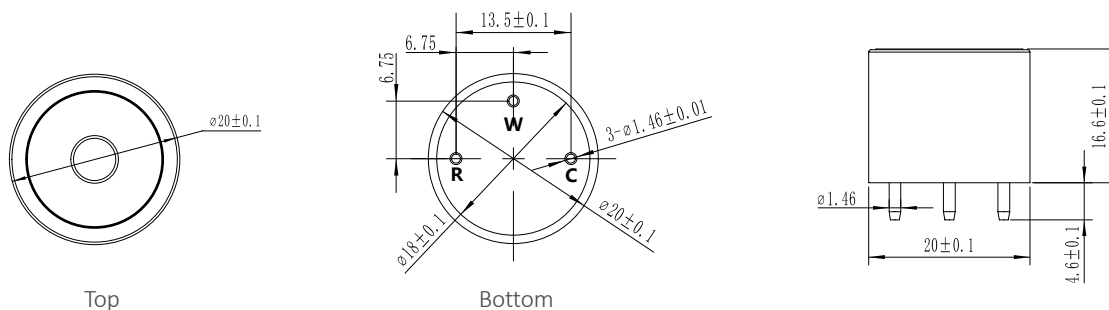
|                         |             |
|-------------------------|-------------|
| Long-Term Drift         | < 1 %/month |
| Expected Lifetime       | > 5 years   |
| Zero Drift in Clean Air | < 2 ppm     |
| Storage Life            | 12 months   |
| Warranty                | 12 months   |

\*Note: Long-Term Drift may vary depending on storage conditions and usage.

### Housing

|                  |      |
|------------------|------|
| Housing Material | PPO  |
| Weight           | < 6g |

## » Dimensions ( Unit: mm )



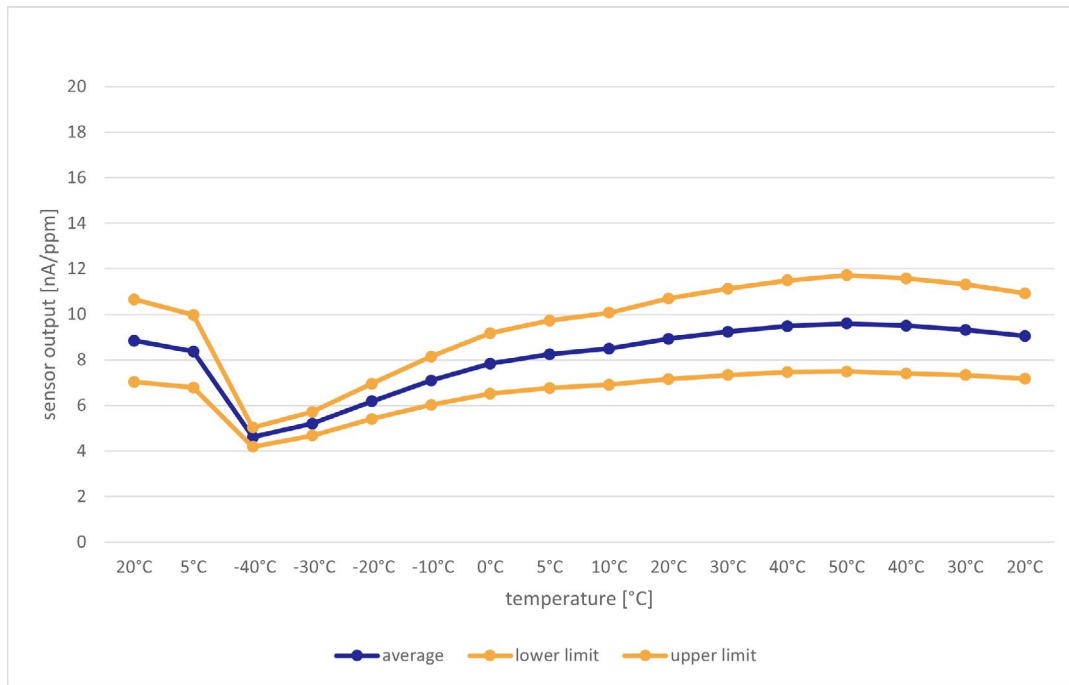
## » Cross Sensitivity

| Gas              | Formula                         | Test Concentration | Sensor Reading |
|------------------|---------------------------------|--------------------|----------------|
| Acetylene        | C <sub>2</sub> H <sub>2</sub>   | 1 ppm              | 0 ppm          |
| Ethanol          | C <sub>2</sub> H <sub>6</sub> O | 1 ppm              | 0 ppm          |
| Ammonia          | NH <sub>3</sub>                 | 1 ppm              | 0 ppm          |
| Benzene          | C <sub>6</sub> H <sub>6</sub>   | 1 ppm              | 0 ppm          |
| Methane          | CH <sub>4</sub>                 | 1 %                | 0 ppm          |
| Carbon Dioxide   | CO <sub>2</sub>                 | 10 %               | 0 ppm          |
| Carbon Monoxide  | CO                              | 1 ppm              | 1 ppm          |
| Chlorine         | Cl <sub>2</sub>                 | 1 ppm              | 0 ppm          |
| Ethylene         | C <sub>2</sub> H <sub>4</sub>   | 1 ppm              | 0 ppm          |
| Hydrogen         | H <sub>2</sub>                  | 2000 ppm           | 200 ppm        |
| Hydrogen Cyanide | HCN                             | 1 ppm              | 0 ppm          |
| Hydrogen Sulfide | H <sub>2</sub> S                | 1 ppm              | 0 ppm          |
| Nitric Oxide     | NO                              | 5 ppm              | 0 ppm          |
| Nitrogen Dioxide | NO <sub>2</sub>                 | 1 ppm              | 0 ppm          |
| Sulphur Dioxide  | SO <sub>2</sub>                 | 1 ppm              | 0 ppm          |
| Isopropanol      | C <sub>3</sub> H <sub>8</sub> O | 1 ppm              | 0 ppm          |

### Note:

- 1) The above interference factors may vary due to different sensors and service life, please refer to the actual test results.
- 2) This table is not complete for all cross gases. Please contact us for other gases.
- 3) The above parameters are the test results at a temperature of 25°C, a relative humidity of 50%RH and a normal pressure environment. The performance of the sensor varies under different environmental conditions. If you have any questions, please contact us.
- 4) The above cross interferences are represented by a low concentration of the gas.

## » Temperature Curve



### Disclaimer

The EC Sense performance data stated above is based on data obtained under test conditions using the EC Sense gas distribution system and AQS test software. In the interest of continuous product improvement, EC Sense reserves the right to change design features and specifications without notice. We are not responsible for any loss, injury or damage caused by this. EC Sense assumes no responsibility for any indirect loss, injury or damage resulting from the use of this document, the information contained therein or any omissions or errors herein. This document does not constitute an offer to sell. The data it contains are for informational purposes only and cannot be considered a guarantee. Any use of the given data must be evaluated and determined by the user to comply with federal, state and local laws and regulations. All specifications outlined are subject to change without notice.

### ⚠ Warning

EC Sense sensors are designed for use in a variety of environmental conditions. However, due to the principles and characteristics of solid polymer electrochemical sensors and to ensure normal use, users must strictly follow this article during storage, assembly and operation of the module. Avoid cleaning the sensors with alcohol, acetone or other strong solvents. General-purpose PCB circuit board application methods and illegal applications / violation of the application will not be covered by the warranty. Although our products are highly reliable, we recommend checking the module's response to the target gas prior to utilization to ensure on-site use. At the end of the product's service life, please do not discard any electronics in the domestic waste, instead follow the local governments electronic waste recycling regulations for disposal.



**Business Centre  
Europe and the rest of the world**

EC Sense GmbH  
Wangener Weg 3  
82069 Hohenschäftlarn, Germany  
Tel: +49(0)8178-99992-10 Fax: +49(0)8178-99992-11  
Email: [office@ecsense.com](mailto:office@ecsense.com)  
[www.ecsense.com](http://www.ecsense.com), [www.ecnose.de](http://www.ecnose.de)

**Business Centre  
Asia**

Ningbo AQSystems Technology Co., Ltd.  
F4-17 Building, Zhong Wu Technology Park No.228,  
Jin Gu Bei Road, Yinzhou District NingBo,  
Zhejiang Province, P.R. China Post Code: 315100  
Tel: +86(0)574 88097236, 88096372  
Email: [info@aqsystems.cn](mailto:info@aqsystems.cn)  
[www.ecsense.cn](http://www.ecsense.cn), [www.ecnose.de](http://www.ecnose.de)